



How to log onto 'The Hub' Portal

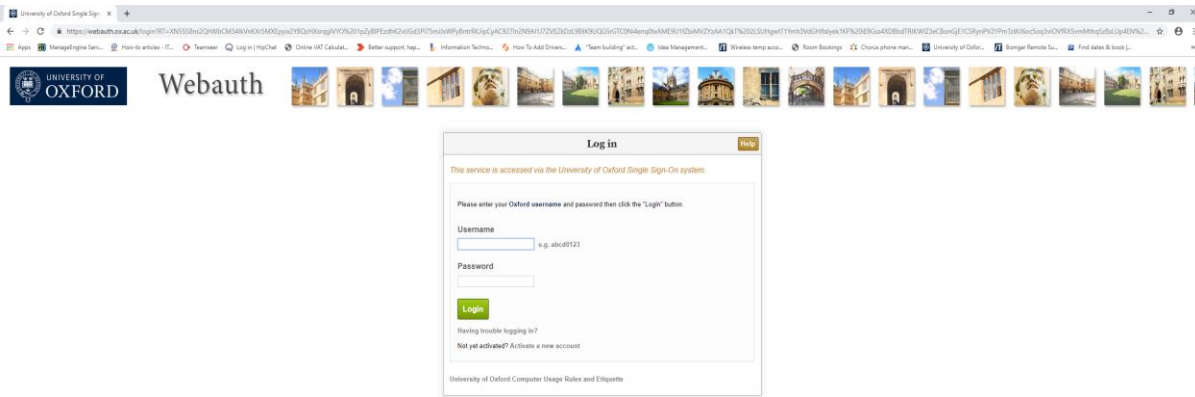
- Go to <https://thehub.eng.ox.ac.uk>
- You should then be taken to 'The Hub' login screen
- :-



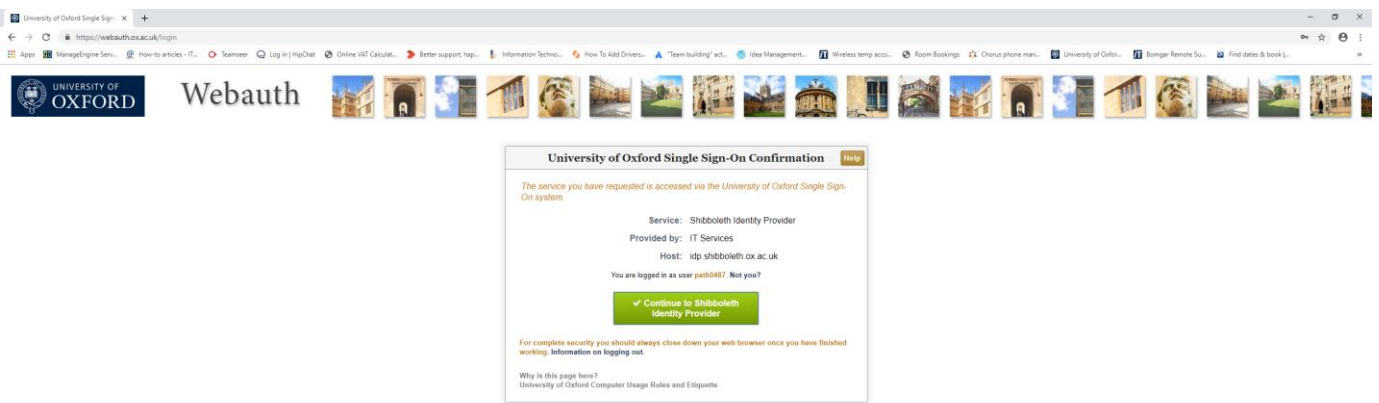
- Next select the button - 'Use Self-Service Portal'
- On the next screen, select 'Oxford Single Sign-On (SSO)' button.



- You will then go to the SSO Webauth page, please type in your SSO username (in the form abcd1234), enter your password and select 'Login'.



- Once you have clicked on login to continue, please click the 'Continue to Shibboleth Identity Provider' button.



- You now should be logged in onto 'The Hub'

